



District Report Card: 2017


| | |
|---------------------|-----------------------------|
| State: Bihar | District: Nalanda |
| Class: 3 | Subject: Mathematics |
| Schools: 58 | Students: 1127 |


Participation/Coverage


Students

| | | | | |
|--|--------|-------|--------|-------|
| <div>GENDER</div> <div></div> | Boys | | Girls | |
| | Number | % | Number | % |
| | 528 | 46.85 | 599 | 53.15 |

| | | | | |
|---|--------|-------|--------|------|
| <div>AREA</div> <div></div> | Rural | | Urban | |
| | Number | % | Number | % |
| | 1023 | 90.77 | 104 | 9.23 |

| | | | | | | | | |
|--|--------|-------|--------|------|--------|-------|--------|------|
| <div>CATEGORY</div> <div></div> | SC | | ST | | OBC | | GEN | |
| | Number | % | Number | % | Number | % | Number | % |
| | 349 | 30.97 | 1 | 0.09 | 736 | 65.31 | 41 | 3.64 |

| | | | | | | |
|--|----|----|----|------|----|-----|
| <div>CWSN</div> <div></div> | LD | VI | HI | S&LD | ID | Oth |
| | 3 | 10 | 0 | 3 | 2 | 3 |

| | | | | |
|--|------------|--------|------------------|------|
| <div>Management</div> <div></div> | Government | | Government-aided | |
| | Number | % | Number | % |
| | 1127 | 100.00 | 0 | 0.00 |

Average Performance of Students in Mathematics (%)

| Overall | Gender | | Area | | Management | | Social Group | | | |
|---------|--------|--------|-------|-------|------------|-------|--------------|-------|-------|-------|
| | Male | Female | Rural | Urban | Govt. | Aided | SC | ST | OBC | GEN |
| 64.24 | 65.53 | 63.11 | 64.01 | 66.54 | 64.24 | 0.00 | 64.32 | 60.00 | 64.22 | 64.07 |

Performance on Learning Outcomes (LOs)

| Learning Outcomes | Description | Average Performance(%) |
|-------------------|---|------------------------|
| M301 | Reads and writes numbers up to 999 using place value | 55.50 |
| M302 | Compares numbers up to 999 based on their place values | 78.79 |
| M303 | Solves simple daily life problems using addition and subtraction of three digit numbers with and without regrouping | 61.90 |
| M304 | Constructs and uses the multiplication facts (up till 10) in daily life situations | 68.59 |
| M305 | Analyses and applies an appropriate number operation in the situation/ context | 64.33 |
| M306 | Explains the meaning of division facts by equal grouping/sharing and finds it by repeated subtraction | 65.48 |
| M309 | Identifies and makes 2D-shapes by paper folding, paper cutting on the dot grid, using straight lines etc. | 75.67 |
| M311 | Fills a given region leaving no gaps using a tile of a given shape | 37.35 |
| M312 | Estimates and measures length and distance using standard units like centimeters or meters & identifies relationships | 38.27 |
| M317 | Reads the time correctly to the hour using a clock/watch | 74.00 |
| M318 | Extends patterns in simple shapes and numbers | 54.32 |
| M319 | Records data using tally marks, represents pictorially and draws conclusions | 73.74 |

| Range of Performance of Students who Answered Correctly | | | | | | | |
|---|------|-----------|-------|-----------|-------|-----------|-------|
| Below 30% | | 30% - 50% | | 50% - 75% | | Above 75% | |
| Number | % | Number | % | Number | % | Number | % |
| 111 | 9.85 | 183 | 16.24 | 446 | 39.57 | 387 | 34.34 |

Lowest Performing Learning Outcomes (LOs)

- 1 - Fills a given region leaving no gaps using a tile of a given shape (37.35)
- 2 - Estimates and measures length and distance using standard units like centimeters or meters & identifies relationships (38.27)
- 3 - Extends patterns in simple shapes and numbers (54.32)
- 4 - Reads and writes numbers up to 999 using place value (55.50)
- 5 - Solves simple daily life problems using addition and subtraction of three digit numbers with and without regrouping (61.90)